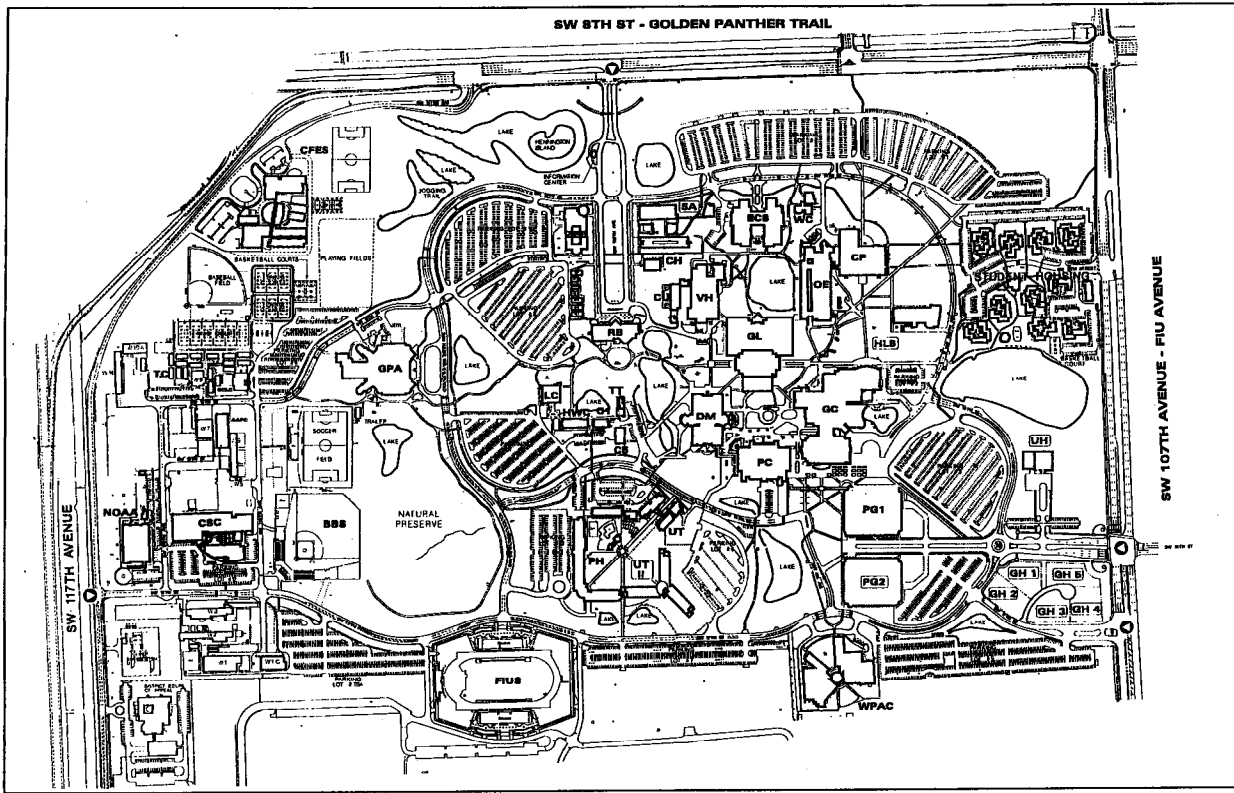


**Florida International University  
Major Buildings on FIU Campuses  
Fall 2000**

	<b>BUILDING NAME</b>	<b>Gross Square Feet</b>	<b>Net Assignable Square Feet</b>	<b>Year Occupied</b>
<b>MAIN CAMPUS: UNIVERSITY PARK</b>				
PC	Charles E. Perry Primera Casa Building	221,394	119,950	1972
DM	Deuxieme Maison	140,807	58,368	1973
GC	Ernest R. Graham University Center	207,730	126,536	1974, 1976, 1995
VH	Viertes Haus	69,567	43,897	1975
CU	Central Utilities	15,426	800	1975
GL	Steven and Dorothea Green Library (Athenaeum)	357,181	204,340	1975, 1997
OE	Owa Ehan	117,306	59,570	1977
WC	Wertheim Conservatory/Biological Greenhouse	6,770	5,602	1991, 1993
GPA	Golden Panther Arena	121,158	69,168	1986, 1997
ECS	Engineering & Computer Science	112,754	64,345	1989
CP	Chemistry & Physics	130,857	64,873	1991
CH	College of Health	9,398	5,591	1989
RB	Ryder Business Building (Business Administration)	56,782	30,075	1992
HWC	Student Health & Wellness Center	9,432	5,269	1992
LC	Labor Center	25,059	13,383	1994
ZEB	Sanford and Dolores Ziff and Family Education Building	57,456	32,259	1997
UPI	University Park Information Center	600	552	1997
BBS	Baseball Stadium	12,478	5,821	1996
WPAC	Herbert and Nicole Wertheim Performing Arts Center	74,052	39,048	1996
CCLC	Children's Creative Learning Center	6,228	5,483	1996
PH	Panther Residence Hall	111,266	4,874	1996
UT	University Towers (Housing III)	205,007	18,000	2000
AAFC	Athletics Academic Fitness Center	10,818	7,996	1998
CSC	Campus Support Complex - Shops	53,500	36,300	1999
CSC	Campus Support Complex - Administration	45,400	34,500	1999
FIUS	Florida International University Community Stadium	50,000	30,817	1998
	Sub-total	2,228,426	1,087,417	
<b>MAIN CAMPUS: CEAS</b>				
EAS	Engineering & Applied Sciences	265,000	183,701	1996, 1999
OU	Operations/Utility	27,000	1,240	1996
	Sub-total	292,000	184,941	
<b>MAIN CAMPUS: FIU Wolfsonian</b>				
MB01	Wolfsonian Museum	64,654	40,916	1998
MB02	Wolfsonian Annex	38,139	27,168	1998
	Sub-total	102,793	68,084	
<b>BRANCH CAMPUS: Biscayne Bay Campus</b>				
HM	Hospitality Management	91,724	43,519	1976, 1990, 1999
AC1	Academic One	145,911	59,836	1979
WUC	Gregory Baker Wolfe University Center	123,500	56,726	1980, 1996
AC2	Academic Two	101,800	47,425	1983
LIB	The Library	100,087	57,197	1988
SHC	Student Health & Wellness Center NC	4,203	2,310	1995
KCC	Roz and Cal Kovens Conference Center	57,604	26,153	1995
S01	Central Receiving	6,400	5,535	1982
S02	Public Safety	2,560	1,885	1982
S03	Physical Plant	15,407	8,884	1982
	Sub-Total	649,196	309,470	
<b>Combined Totals</b>		<b>3,272,415</b>	<b>1,649,912</b>	

SW 8TH ST - GOLDEN PANTHER TRAIL

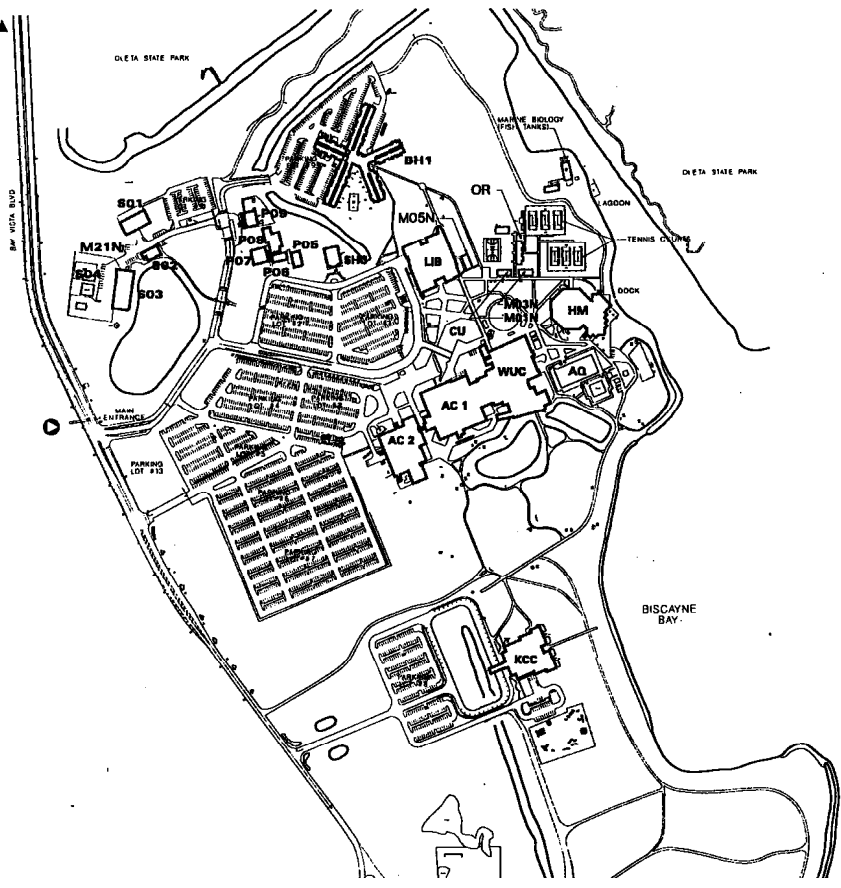


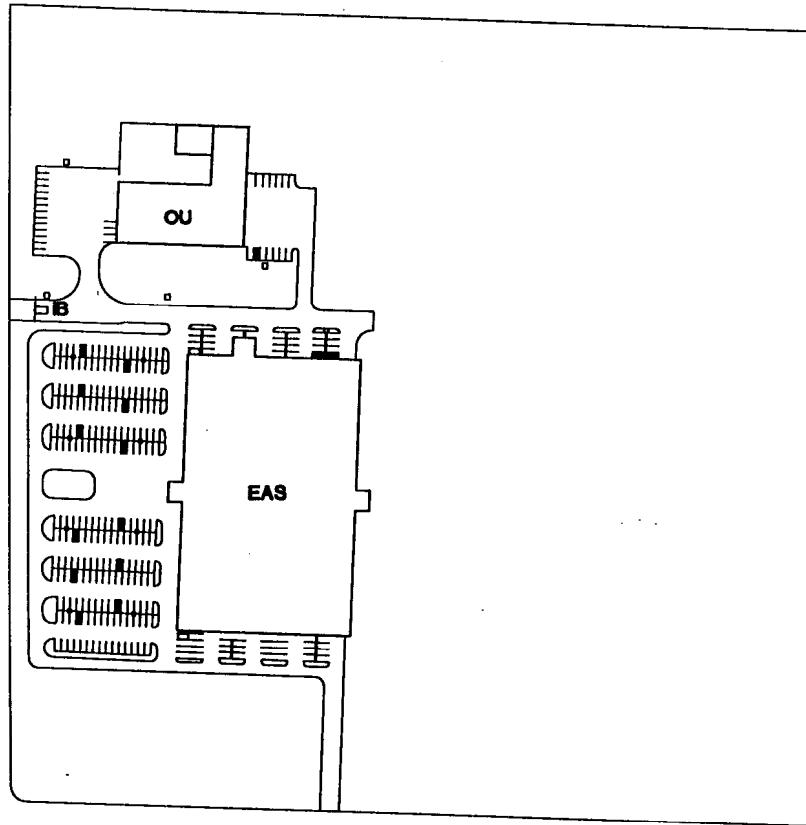
SW 117TH AVENUE

SW 107TH AVENUE - FIU AVENUE

To Biscayne Blvd. ▲  
Via NE 151 Street

CITY OF  
NORTH MIAMI





Florida International University  
 Parking Lot Count by Stall Type, By Campus

Stall Type	University Park	Biscayne Bay	Totals
Executive	29	14	43
Administrative	131	20	151
Faculty/Staff	1590	389	1979
Student	4756	1390	6146
Resident	569	251	820
Reserve	10	245	255
Disabled	113	49	162
Metered/Visitor	248	100	348
Motor Bike	18	9	27
State Vehicle/Police	158	31	189
Service Delivery	27	12	39
Time Limit	11	0	11
Totals	7660	2510	10170

Source: Facilities Management /Operations